

# ZAP Data Hub for SYSPRO

## Product Overview







# ZAP Data Hub for SYSPRO

Revolutionize your organization's approach to decision making and become a data-driven and analytics powerhouse with ZAP Data Hub



# Unique Value Proposition

Working together to deliver a flexible combination that drives technical integrity in every instance



ZAP is on a mission to demystify data and make business reporting easy.

Founded in 2001, ZAP has offices in the US, Singapore, Europe, Australia, and South Africa providing a sales partner footprint across more than 80 countries worldwide.

The flagship product - ZAP Data Hub - is applicable to all industry sectors and is used in small to mid-sized businesses up to Fortune 500 and FTSE 100 organizations.

Our unified data model offers out-of-the-box connectors to major ERP's, CRM's, HRM's (plus many other data sources) to deliver instant business insight and automated governance without the data headache.



Established in 1978, SYSPRO is an industry-built Enterprise Resource Planning (ERP) solution designed to simplify business complexity for manufacturers and distributors worldwide.

Combined with a practical approach to technology and a passionate commitment to simplifying business processes, SYSPRO dedicates itself to the success of its partners and customers alike.

SYSPRO applies its resources to the advancement and improvement of the complex and changing needs of its customers.



ZAP Data Hub for SYSPRO empowers high performing, integrated and data driven business insights, plus a means for organizations to modernize and more effectively manage their business based on data and analytics.

As a SYSPRO-certified solution, ZAP Data Hub provides an extensive set of pre-built analytics mapped to key functional areas within SYSPRO including "At a Glance" reporting, which SYSPRO and ZAP have incorporated to ensure the utmost integrity organizations require from their data.

Available globally with local support from SYSPRO ecosystem partners, SYSPRO customers can enjoy the incredibly short "time to value", significant IT cost reductions, and the ability to extend the footprint of the solution to include the data most essential to their organization, SYSPRO or non-SYSPRO related.

# Modernizing your business' data strategy

Information fuels competitive advantage in today's data-driven economy

Using data to identify trends and address customer needs is the difference between success and failure.

In fast-paced markets with shifting supply chains, financial and operational visibility is critical to understanding and improving performance.

With only 50% of structured data being accessed, there is untapped competitive advantage waiting to be exploited by businesses.

**Successful businesses make decisions based on accurate and centralized data to win in their market**

They extract cross-functional insight from their business management applications to improve processes.

They integrate their many data sources from across the organization to uncover new insight that drives competitive advantage.

**Modern businesses automate data insights and empower their workforce**

They not only use data for discovering insights from interactive Analytics or producing end of year management reports, but they also leverage the centralized and trusted data to build various actionable user workflows.

They enable a culture of continuous improvement by empowering their people with secure, self-service access to business information.

# ZAP Data Hub for SYSPRO

ZAP Data Hub for SYSPRO is a powerful Data Management & Analytics software-as-a-service that delivers actionable business intelligence to drive increased revenues, cost savings, and competitive advantage.

As a SYSPRO-certified ISV, it is tailored for SYSPRO and comes with a large set of pre-built analytics.

Start with our pre-built analytics and continue your data modernization journey in the cloud by further extending the offering, tailoring it to your business needs, integrating and automating your data discovery and reporting.

The benefits to your business are many, limited only by your imagination.

ZAP Data Hub for SYSPRO is an investment to modernize the data landscape and culture within an organization, connecting to the many extra business data sources it relies on. Merging to your many extra sources of data, centralizing, and analyzing across those sources can significantly improve your organization's ability to gain extra insights, better govern data, and make effective data-driven decisions.



## Pre-built analytics

Pre-built yet fully customizable data models and analytics. Huge money saver, don't reinvent the wheel.



## Time saver

Through automation and usability, it replaces time-consuming manual and inefficient processes.




## Cloud scalability

A complete, agile Web analytics that scales with your data and requirements; supports the cloud journey, and eliminates software maintenance.




## Value

Offering high value at a reasonable price, ZAP is also an open data platform that integrates with other Reporting tools such as Power BI or Excel.



## Extendable

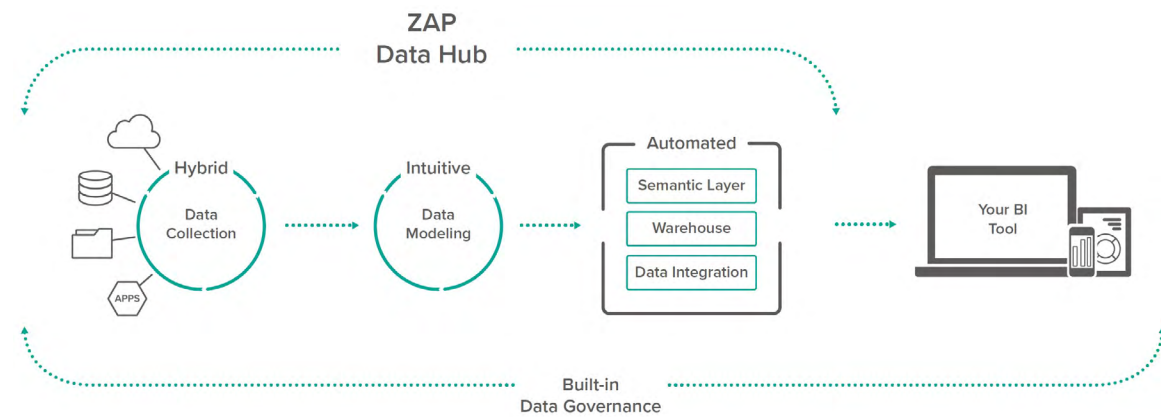
Tailored to SYSPRO but also easily extendable. Connect all your additional data sources, build your custom analytics, and start better joining the dots.



## Centralized and secure

Data is automatically refreshed and kept securely stored thanks to ZAP's strong Data governance and cloud security standards.

# Platform Overview



**The ZAP data management platform is the core technology of ZAP Data Hub that enables the automated collection, modeling, and aggregation of your SYSPRO data for the most effective and interactive reporting and analytics experience.**

## Automated data collection

Optimized connectivity to SYSPRO that will let you bring all your customizations as well as adding any extra data source your business uses, wherever your data resides.

## Intuitive and powerful data modeling

Data management features to help bring in other data sources. This provides the ability to merge data and analyze your complete business.

## Automated data-warehouse generation and aggregated semantic layer

In addition to data modeling, ZAP Data Hub automatically generates the data warehouse and optimizes your experience by aggregating your data and rendering it in the friendliest and most effective way.

## Your data presented within ZAP Data Hub or optionally in Power BI

The ZAP Data Hub presentation layer is a powerful, agile, highly interactive visualization and reporting platform that comes with pre-built analytics that you can customize, extend, embed, or distribute.

“

Before implementing ZAP Data Hub, our BI tools could not give us a view of overall sales by brand, location, customer type or sales team territory. Now with ZAP Data Hub, we're a business equipped with knowledge from accessible and timely data. We are extremely happy with the product and level of service.

- Kirstie Jenkin, Colonial Brewing Company

”

“

The ability for ZAP Data Hub to automate the integration of multiple, complex, and often problematic ERP and operational data sources into a unified data model continues to resonate with customers.

- Helena Schwenk, IDC

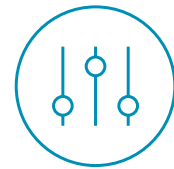
”

# Pre-built analytics to fast-track your project

The ZAP Data Hub pre-built analytics cover most SYSPRO modules



Some of our ZAP Data Hub analytics are also pre-built for Power BI and are available from Microsoft AppSource.



## Financials

- Chief Financial Officer Dashboard
- Cash Flow Dashboard
- Expenses Analysis Dashboard
- 20+ Profit or Loss, Balance Sheet, and Trial Balance Report Templates
- Accounts Payable Manager Dashboard
- Accounts Receivable Manager Dashboard



## Distribution/Supply Chain

- Inventory Manager Dashboard
- Several Inventory Reports/Analytics
- Days of Supply / Slow Moving Inventory
- Several Procurement Dashboards
- Several Sales/Purchasing Dashboards
- Customer/Vendor Delivery Performance



## Manufacturing

- Production Overview Dashboard
- Delivery Performance Dashboard
- Several Manufacturing Reports/Analytics



## At-a-Glance Reconciliation

- Financials At-a-Glance Dashboard
- Inventory At-a-Glance Dashboard
- WIP At-a-Glance Dashboard

# Technical Checklist

Each ZAP Data Hub Subscription Plan includes the following features:

## Data Model

- Rich Connectivity to SYSPRO Data, with Automatic Metadata Extraction, Friendly Names, and Recommendations
- Automated Company Consolidation
- Multi-Section Support
- Pre-Built yet Customizable Chart of Accounts
- Extensible, Add New Tables or Data Sources
- Fast Incremental Refreshes

## Platform

- Included Data Storage in Microsoft Azure
- Included Support, Software, and Infrastructure Maintenance
- Strong Data Security and Governance
- Use Your Corporate Identity Provider or the ZAP Default User Authentication.
- Open and Secure Data Warehouse for Direct Connectivity or for Integration
- Pre-Built Power BI Analytics

## Analytics

- For Inventory, Manufacturing, Sales, Purchasing, Accounts Receivable, Accounts Payable, and General Ledger
- Our of-the-box Analytics, Including At-a-Glance Reconciliations
- Fully Customizable Analytics
- Multi-Company, Calendar, and Currency Consolidation
- Rich, Cross-Functional, Cross Module Analysis
- Fully Interactive and Explorable Analytics
- Automate Dynamic Multi-Page Documents
- Distribute Up-to-date Analytics or Documents by E-mail

# Subscription Plans to Suit Every Business

Choose the best subscription plan to start from and upgrade or add extras at any time!

## Entry Level

The entry-level plan for standard reporting enables customizing and distributing analytics.

### Includes

- 2 Companies
- 1 Designer / 10 Consumers
- 15 GB
- Analytics design & distribution
- Maintenance & Support
- Self-service education

### Extras A-la-carte

N/A

### Limits

- 1 Designers / 10 Consumers
- No Data Model Design
- 15 GB Data Storage

## Advanced

For more advanced analytics and data model customizations, this plan is fully customizable up to a few limits.

### Includes

- 5 Companies
- 2 Designer / 20 Consumers
- 30 GB
- 2 Data source Connections
- Analytics design & distribution
- Maintenance & Support
- Self-service education

### Extras A-la-carte

- Data model design
- Extra consumers
- Extra Data source connections
- Extra Data storage

### Limits

- 3 Designers / 25 Consumers
- 5 Companies
- 3 Data Source Connections
- 50 GB Data Storage

## Enterprise

For enterprise deployments, this plan includes unlimited companies, more users, data, and connectors.

### Includes

- Unlimited Companies
- 4 Designer / 40 Consumers
- 75 GB
- 5 Data source Connections
- Analytics design & distribution
- Maintenance & Support
- Self-service education
- Data Model Design
- Power BI integration

### Extras A-la-carte

- Extra consumers
- Extra designers
- Extra Data source connections
- Extra Data storage

### Limits

N/A



[www.syspro.com](http://www.syspro.com)

Copyright © 2022 SYSPRO Impact Software. All rights reserved.

All brand and product names are trademarks or registered trademarks of their respective holders.